

SAMT

Specialised Air Motors and Transmission

Timing Pulleys



TONSON®

Timing Pulleys

- Classical Timing Pulleys are available in a range of different widths and materials in two pitch sizes

1/5" XL Extra Light
3/8" L Light
1/2" H Heavy
7/8" XH Extra Heavy

- HTD (High Torque Drive) delivers higher power compared to classical drives making them a more compact system. Through optimised load distribution, high power transmission in low speed and high torque applications are achieved.

HTD Pulleys are available in two sizes

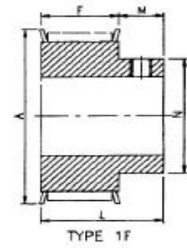
3mm HTD
5mm HTD
8mm HTD
14mm HTD

- All pulleys available in pilot bore, keyed bore and taper bore.
- Available in steel, cast iron or aluminium construction.
- Customised pulleys also available.
- We also supply rubber belts to go along with all our pulleys.

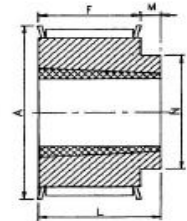
LIGHT (L) PITCH PULLEYS

L050 - 13mm WIDE BELTS

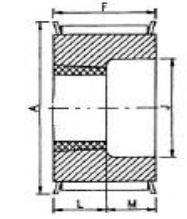
Pulley Designation	Pitch diam	No of Teeth	Bush * No	Max * Bore	Pulley Types	Dia of Flanges A	F	J	L	M	N
14L050	42 45	14	10mm	19	1F	49	19	-	30	11	32
15L050	45 48	15	Pilot	22	1F	52	19	-	30	11	35
16L050	48 51	16	Bore	25	1F	56	19	-	30	11	38
17L050	51 54	17	Only	25	1F	57	19	-	30	11	38
18L050	54 57	18	1108	28	2F	67	19	-	22	3	46
19L050	57 61	19	1108	28	2F	67	19	-	22	3	46
20L050	60 64	20	1108	28	2F	67	19	-	22	3	46
21L050	63 67	21	1108	28	2F	70	19	-	22	3	48
22L050	66 70	22	1108	28	2F	75	19	-	22	3	51
23L050	69 73	23	1108	28	2F	79	19	-	22	3	54
24L050	72 77	24	1108	28	2F	79	19	-	22	3	54
25L050	75 80	25	1108	28	2F	83	19	-	22	3	54
26L050	78 83	26	1108	28	2F	86	19	-	22	3	60
27L050	81 86	27	1108	28	2F	90	19	-	22	3	64
28L050	84 89	28	1108	28	2F	90	19	-	22	3	64
30L050	90 96	30	1108	28	2F	98	19	-	22	3	73
32L050	97 02	32	1108	28	2F	103	19	-	22	3	76
36L050	109 15	36	1108	28	2F	114	19	-	22	3	76
40L050	121 28	40	1310	35	2F	127	19	-	25	6	89
48L050	145 53	48	1310	35	2F	151	19	-	25	6	114
60L050	181 91	60	1610	42	4	-	19	165	25	3	92
72L050	218 30	72	1610	42	4	-	19	202	25	3	92
84L050	254 68	84	1610	42	4	-	19	238	25	3	92
96L050	291 06	96	2012	50	4	-	19	275	32	6.5	111
120L050	363 83	120	2012	50	4	-	19	344	32	6.5	111



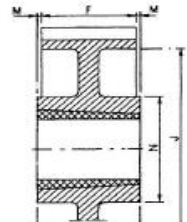
TYPE 1F



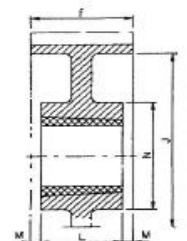
TYPE 2F



TYPE 3F



TYPE 4



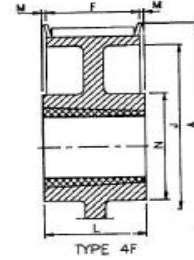
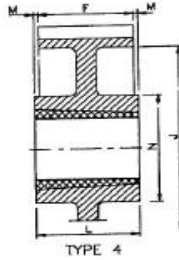
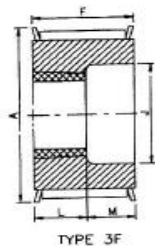
TYPE 5

L075 - 19mm WIDE BELTS

Pulley Designation	Pitch diam	No of Teeth	Bush * No	Max * Bore	Pulley Types	Dia of Flanges A	F	J	L	M	N
14L075	42 45	14	10mm	19	1F	49	25	-	37	12	32
15L075	45 48	15	Pilot	22	1F	52	25	-	37	12	35
16L075	48 51	16	Bore	25	1F	56	25	-	37	12	38
17L075	51 54	17	Only	25	1F	57	25	-	37	12	38
18L075	54 57	18	1108	28	3F	67	25	-	22	3	-
19L075	57 61	19	1108	28	3F	67	25	-	22	3	-
20L075	60 64	20	1108	28	3F	67	25	-	22	3	-
21L075	63 67	21	1108	28	3F	70	25	-	22	3	-
22L075	66 70	22	1108	28	3F	75	25	-	22	3	-
23L075	69 73	23	1108	28	3F	79	25	-	22	3	-
24L075	72 77	24	1108	28	3F	79	25	-	22	3	-
25L075	75 80	25	1108	28	3F	83	25	-	22	3	-
26L075	78 83	26	1108	28	3F	86	25	-	22	3	-
27L075	81 86	27	1108	28	3F	90	25	-	22	3	-
28L075	84 89	28	1108	28	3F	90	25	-	22	3	-
30L075	90 96	30	1108	28	3F	98	25	-	22	3	-
32L075	97 02	32	1108	28	3F	103	25	-	22	3	-
36L075	109 15	36	1310	35	2F	114	25	-	25	0	-
40L075	121 28	40	1310	35	2F	127	25	-	25	0	-
48L075	145 53	48	1610	42	2F	151	25	-	25	0	-
60L075	181 91	60	1610	42	4	-	25	165	25	0	92
72L075	218 30	72	1610	42	4	-	25	202	25	0	92
84L075	254 68	84	2012	50	4	-	25	238	32	3.5	111
96L075	291 06	96	2012	50	4	-	25	275	32	3.5	111
120L075	363 83	120	2012	50	4	-	25	344	32	3.5	111

L100 - 25mm WIDE BELTS

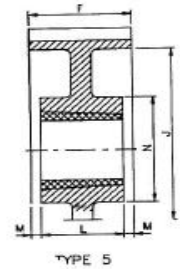
Pulley Designation	Pitch diam	No of Teeth	Bush * No	Max * Bore	Pulley Types	Dia of Flanges A	F	J	L	M	N
14L100	42 45	14	10mm	19	1F	49	32	-	43	11	32
15L100	45 48	15	Pilot	22	1F	52	32	-	43	11	35
16L100	48 51	16	Bore	25	1F	56	32	-	43	11	38
17L100	51 54	17	Only	25	1F	57	32	-	43	11	38
18L100	54 57	18	1108	28	3F	67	32	38	22	10	-
19L100	57 61	19	1108	28	3F	67	32	38	22	10	-
20L100	60 64	20	1108	28	3F	67	32	38	22	10	-
21L100	63 67	21	1108	28	3F	70	32	38	22	10	-
22L100	66 70	22	1108	28	3F	75	32	48	22	10	-
23L100	69 73	23	1108	28	3F	79	32	48	22	10	-
24L100	72 77	24	1108	28	3F	79	32	48	22	10	-
25L100	75 80	25	1108	28	3F	83	32	51	22	10	-
26L100	78 83	26	1108	28	3F	86	32	51	22	10	-
27L100	81 86	27	1108	28	3F	90	32	57	22	10	-
28L100	84 89	28	1108	28	3F	90	32	57	22	10	-
30L100	90 96	30	1310	35	3F	98	32	67	25	7	-
32L100	97 02	32	1310	35	3F	103	32	70	25	7	-
36L100	109 15	36	1310	35	3F	114	32	76	25	7	-
40L100	121 28	40	1610	42	3F	127	32	89	25	7	-
48L100	145 53	48	1610	42	3F	151	32	108	25	7	-
60L100	181 91	60	1610	42	5	-	32	165	25	3.5	92
72L100	218 30	72	2012	50	4	-	32	202	32	0	111
84L100	254 68	84	2012	50	4	-	32	238	32	0	111
96L100	291 06	96	2012	50	4	-	32	275	32	0	111
120L100	363 83	120	2012	50	4	-	32	344	32	0	111



HEAVY (H) PITCH PULLEYS

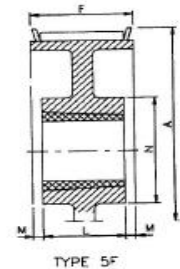
H100 - 25mm WIDE BELTS

Pulley Designation	Pitch diam	No of Teeth	Bush * No	Max Bore *	Pulley Types	Dia of Flanges A	F	J	L	M	N
18H100	72 77	18	1310	35	3F	79	32	51	25	7	-
19H100	76 81	19	1310	35	3F	83	32	51	25	7	-
20H100	80 85	20	1310	35	3F	86	32	57	25	7	-
21H100	84 89	21	1310	35	3F	90	32	59	25	7	-
22H100	88 94	22	1310	35	3F	95	32	59	25	7	-
23H100	92 98	23	1310	35	3F	98	32	64	25	7	-
24H100	97 02	24	1610	42	3F	103	32	64	25	7	-
25H100	101 06	25	1610	42	3F	106	32	70	25	7	-
26H100	105 11	26	1610	42	3F	111	32	70	25	7	-
27H100	109 15	27	1610	42	3F	114	32	76	25	7	-
28H100	113 19	28	1610	42	3F	119	32	81	25	7	-
30H100	121 28	30	1610	42	3F	127	32	89	25	7	-
32H100	129 36	32	1610	42	3F	135	32	95	25	7	-
36H100	145 53	36	1610	42	3F	151	32	111	25	7	-
40H100	161 70	40	1610	42	3F	168	32	130	25	7	-
48H100	194 04	48	2012	50	4F	200	32	162	32	0	111
60H100	242 55	60	2012	50	4	-	32	210	32	0	111
72H100	291 06	72	2012	50	4	-	32	257	32	0	111
84H100	339 57	84	2012	50	4	-	32	306	32	0	111
96H100	388 08	96	2517	60	4	-	32	354	45	6.5	124
120H100	485 10	120	2517	60	4	-	32	451	45	6.5	124
156H100	630 64	156	2517	60	4	-	32	597	45	6.5	124

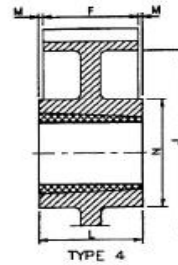
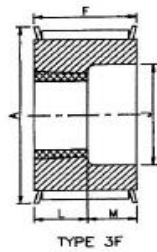
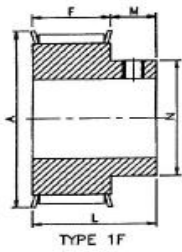


H150 - 38mm WIDE BELTS

Pulley Designation	Pitch diam	No of Teeth	Bush * No	Max Bore *	Pulley Types	Dia of Flanges A	F	J	L	M	N
18H150	72 77	18	1310	35	3F	79	45	51	25	20	-
19H150	76 81	19	1310	35	3F	83	45	51	25	20	-
20H150	80 85	20	1310	35	3F	86	45	57	25	20	-
21H150	84 89	21	1310	35	3F	90	45	59	25	20	-
22H150	88 94	22	1310	35	3F	95	45	59	25	20	-
23H150	92 98	23	1610	42	3F	98	45	64	25	20	-
24H150	97 02	24	1610	42	3F	103	45	64	25	20	-
25H150	101 06	25	1610	42	3F	106	45	70	25	20	-
26H150	105 11	26	1610	42	3F	111	45	73	25	20	-
27H150	109 15	27	1610	42	3F	114	45	76	25	20	-
28H150	113 19	28	1610	42	3F	119	45	76	25	20	-
30H150	121 28	30	1610	42	3F	127	45	89	25	20	-
32H150	129 36	32	1610	42	3F	135	45	95	25	20	-
36H150	145 53	36	1610	42	3F	151	45	111	25	20	-
40H150	161 70	40	1610	42	3F	168	45	130	25	20	-
48H150	194 04	48	2012	50	5F	200	45	162	32	6.5	111
60H150	242 55	60	2012	50	5	-	48	210	32	8	111
72H150	291 06	72	2012	50	5	-	48	257	32	8	111
84H150	339 57	84	2012	50	5	-	48	306	32	8	111
96H150	388 08	96	2517	60	5	-	48	354	45	1.5	124
120H150	485 10	120	2517	60	5	-	48	451	45	1.5	124
156H150	630 64	156	2517	60	5	-	48	597	45	1.5	146

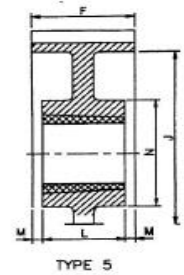


DIMENSIONS IN MILLIMETERS



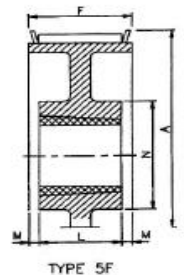
HEAVY (H) PITCH PULLEYS
H200 - 51mm WIDE BELTS

Pulley Designation	Pitch diam	No. of Teeth	Bush * No	Max * Bore	Pulley Types	Dia of Flanges A	F	J	L	M	N
18H200	72.77	18	25mm Pilot	42	1F	79	58	-	58	0	-
19H200	76.81	19	Bore	42	1F	83	58	-	58	0	-
20H200	80.85	20	Only	42	1F	86	58	-	58	0	-
21H200	84.89	21	1610	42	3F	90	58	59	25	33	-
22H200	88.94	22	1610	42	3F	95	58	64	25	33	-
23H200	92.98	23	1610	42	3F	98	58	64	25	33	-
24H200	97.02	24	1610	42	3F	103	58	64	25	33	-
25H200	101.06	25	1610	42	3F	106	58	70	25	33	-
26H200	105.11	26	1610	42	3F	111	58	70	25	33	-
27H200	109.15	27	1610	42	3F	114	58	76	25	33	-
28H200	113.19	28	1610	42	3F	119	58	76	25	33	-
30H200	121.28	30	1610	42	3F	127	58	89	25	33	-
32H200	129.36	32	2012	50	3F	135	58	97	32	26	-
36H200	145.53	36	2012	50	3F	151	58	111	32	26	-
40H200	161.70	40	2012	50	3F	168	58	130	32	26	-
48H200	194.04	48	2517	60	5F	200	58	162	45	6.5	124
60H200	242.55	60	2517	60	5	-	59	210	45	7	124
72H200	291.06	72	2517	60	5	-	59	257	45	7	124
84H200	339.57	84	2517	60	5	-	59	306	45	7	124
96H200	388.08	96	2517	60	5	-	59	354	45	7	124
120H200	485.10	120	2525	60	4	-	59	451	64	2.5	146
156H200	630.64	156	3030	75	4	-	59	597	76	8.5	146



H300 - 76mm WIDE BELTS

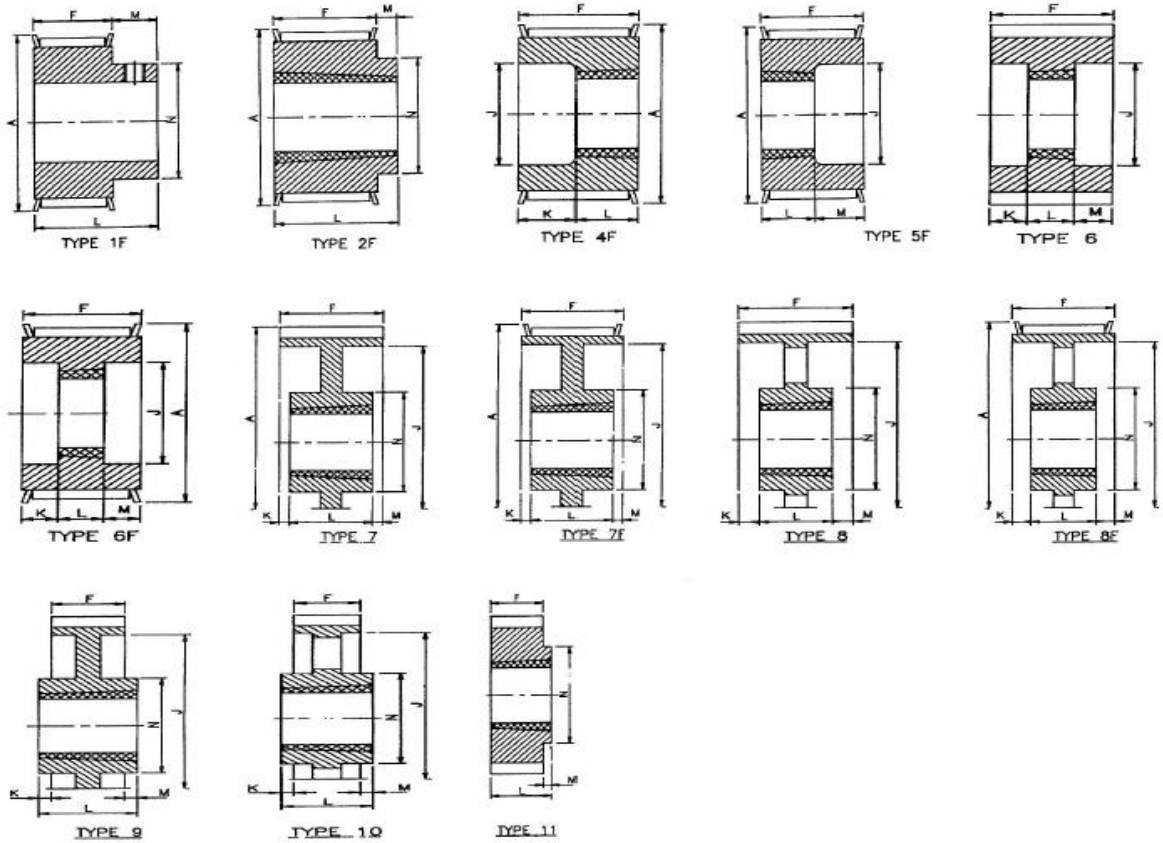
Pulley Designation	Pitch diam	No. of Teeth	Bush * No	Max * Bore	Pulley Types	Dia of Flanges A	F	J	L	M	N
18H300	72.77	18	25mm Pilot	42	1F	79	84	-	84	0	-
19H300	76.81	19	Bore	42	1F	83	84	-	84	0	-
20H300	80.85	20	Only	42	1F	86	84	-	84	0	-
21H300	84.89	21	1615	42	3F	90	84	60	38	46	-
22H300	88.94	22	1615	42	3F	95	84	64	38	46	-
23H300	92.98	23	1615	42	3F	98	84	64	38	46	-
24H300	97.02	24	1615	42	3F	103	84	64	38	46	-
25H300	101.06	25	1615	42	3F	106	84	70	38	46	-
26H300	105.11	26	1615	42	3F	111	84	70	38	46	-
27H300	109.15	27	2012	50	3F	114	84	76	32	52	-
28H300	113.19	28	2012	50	3F	119	84	76	32	52	-
30H300	121.28	30	2012	50	3F	127	84	89	32	52	-
32H300	129.36	32	2517	60	3F	135	84	97	45	39	-
36H300	145.53	36	2517	60	3F	151	84	111	45	39	-
40H300	161.70	40	2517	60	3F	168	84	130	45	39	-
48H300	194.04	48	2517	60	5F	200	84	162	45	19.5	124
60H300	242.55	60	2517	60	5	-	86	210	45	20.5	124
72H300	291.06	72	2517	60	5	-	86	257	45	20.5	124
84H300	339.57	84	2517	60	5	-	86	306	45	20.5	124
96H300	388.08	96	3030	75	5	-	86	354	76	5	146
120H300	485.10	120	3030	75	5	-	86	451	76	5	146
156H300	630.64	156	3030	75	5	-	86	597	76	5	178



DIMENSIONS IN MILLIMETERS



HTD Sizes



HTD Pulley 8M

8mm HTD PULLEYS (20mm WIDE BELT)

No. of Teeth	Pulley Designation	Pulley Type	Bush No.	Max Bore Metric	Pitch Dia	Outside Dia	A	F	J	K	L	M	N
22	'22-8-20	4F	1008	25	56.02	54.65	62	26	41	4	22	0	--
24	'24-8-20	4F	1008	28	61.12	59.75	70	26	44	4	22	0	-
26	'26-8-20	4F	1008	28	66.21	64.84	75	26	44	4	22	0	-
28	'28-8-20	4F	1008	28	71.30	70.08	79	26	50	4	22	0	-
30	'30-8-20	4F	1008	28	76.39	75.13	86	26	55	4	22	0	-
32	'32-8-20	2F	1610	42	81.49	80.16	90	26	0	0	26	0	-
34	'34-8-20	2F	1610	42	86.58	85.22	95	26	0	0	26	0	-
36	'36-8-20	2F	1610	42	91.67	90.30	98	26	0	0	26	0	-
38	'38-8-20	2F	1610	42	96.77	95.39	106	26	0	0	26	0	-
40	'40-8-20	2F	1610	42	101.86	100.49	111	26	0	0	26	0	-
44	'44-8-20	2F	2012	50	112.05	110.67	119	26	0	0	32	6	92
48	'48-8-20	2F	2012	50	122.23	120.86	135	26	0	0	32	6	104
56	'56-8-20	2F	2012	50	142.60	141.23	151	26	0	0	32	6	111
64	'64-8-20	2F	2012	50	162.97	161.60	169	26	0	0	32	6	111
72	'72-8-20	11	2012	50	183.35	181.97	-	26	0	0	32	6	111
80	'80-8-20	11	2012	50	203.72	202.35	-	26	0	0	32	6	111
90	'90-8-20	11	2012	50	229.18	227.81	-	26	0	0	32	6	111

HTD Pulley 8M

8mm HTD PULLEYS (30mm WIDE BELT)

No. of Teeth	Pulley Designation	Pulley Type	Bush No	Max Bore Metric	Pitch Dia	Outside Dia	A	F	J	K	L	M	N
22	'22-8-30	4F	1008	25	56.02	54.65	62	36	41	14	22	0	-
24	'24-8-30	4F	1108	28	61.12	59.75	70	36	44	14	22	0	-
26	'26-8-30	4F	1108	28	66.21	64.84	75	36	44	14	22	0	-
28	'28-8-30	4F	1210	32	71.30	70.08	79	36	55	11	25	0	-
30	'30-8-30	2F	1610	42	76.39	75.13	86	36	0	0	38	2	66
32	'32-8-30	2F	1610	42	81.49	80.16	90	36	0	0	38	2	66
34	'34-8-30	2F	1610	42	86.58	85.22	95	36	0	0	38	2	70
36	'36-8-30	2F	1610	42	91.67	90.30	98	36	0	0	38	2	70
38	'38-8-30	2F	1610	42	96.77	95.39	106	36	0	0	38	2	75
40	'40-8-30	2F	1610	42	101.86	100.49	111	36	0	0	38	2	75
44	'44-8-30	4F	2012	50	112.05	110.67	119	36	80	4	32	0	-
48	'48-8-30	4F	2012	50	122.23	120.86	135	36	90	4	32	0	-
56	'56-8-30	4F	2012	50	142.60	141.23	151	36	110	4	32	0	-
64	'64-8-30	2F	2517	60	162.97	161.60	168	36	0	0	45	9	124
72	'72-8-30	11	2517	60	183.35	181.97	-	36	0	0	45	9	124
80	'80-8-30	11	2517	60	203.72	202.35	-	36	0	0	45	9	124
90	'90-8-30	9	2517	60	229.18	227.81	-	36	198	4.5	45	4.5	124
112	'112-8-30	9	2517	60	285.21	283.83	-	36	254	4.5	45	4.5	124
144	'144-8-30	10	2517	60	366.69	365.32	-	36	335	4.5	45	4.5	124

8mm HTD PULLEYS (50mm WIDE BELT)

No. of Teeth	Pulley Designation	Pulley Type	Bush No	Max Bore Metric	Pitch Dia	Outside Dia	A	F	J	K	L	M	N
28	'28-8-50	4F	1210	32	71.30	70.08	79	57	55	32	25	0	-
30	'30-8-50	4F	1610	42	76.39	75.13	86	57	60	19	38	0	-
32	'32-8-50	4F	1610	42	81.49	80.16	90	57	60	19	38	0	-
34	'34-8-50	4F	1610	42	86.58	85.22	95	57	64	19	38	0	-
36	'36-8-50	4F	1610	42	91.67	90.30	98	57	65	19	38	0	-
38	'38-8-50	5F	1610	42	96.77	95.39	106	57	74	0	38	19	-
40	'40-8-50	4F	2012	50	101.86	100.49	111	57	75	25	32	0	--
44	'44-8-50	5F	2012	50	112.05	110.67	119	57	88	0	32	25	-
48	'48-8-50	5F	2012	50	122.23	120.86	135	57	90	0	32	25	-
56	'56-8-50	5F	2517	60	142.60	141.23	151	57	110	0	45	12	-
64	'64-8-50	5F	2517	60	162.97	161.60	168	57	130	0	45	12	-
72	'72-8-50	5	2517	60	183.35	181.97	-	57	152	0	45	12	-
80	'80-8-50	5	3020	75	203.72	202.35	-	57	172	0	51	6	-
90	'90-8-50	7	3020	75	229.18	227.81	-	57	197	3	51	3	150
112	'112-8-50	7	3020	75	285.21	283.83	-	57	253	3	51	3	150
144	'144-8-50	8	3020	75	366.69	365.32	-	57	335	3	51	3	150
168	'168-8-50	10	3525	100	427.81	426.44	-	57	396	4	65	4	198
192	'192-8-50	10	3525	100	488.92	487.55	-	57	457	4	65	4	198

8mm HTD PULLEYS (85mm WIDE BELT)

No of Teeth	Pulley Designation	Pulley Type	Bush No	Max Bore Metric	Pitch Dia	Outside Dia	A	F	J	K	L	M	N
34	'34-8-85	4F	1615	42	86.58	85.22	95	94	64	56	38	0	-
36	'36-8-85	4F	1615	42	91.67	90.30	98	94	65	56	38	0	-
38	'38-8-85	4F	1615	42	96.77	95.39	106	94	65	56	38	0	-
40	'40-8-85	4F	2012	50	101.86	100.49	111	94	78	62	32	0	-
44	'44-8-85	4F	2012	50	112.05	110.67	119	94	85	62	32	0	-
48	'48-8-85	4F	2517	60	122.23	120.86	135	94	96	49	45	0	-
56	'56-8-85	6F	2517	60	142.60	141.23	151	94	111	24.5	45	24.5	-
64	'64-8-85	6F	2517	60	162.97	161.60	168	94	131	24.5	45	24.5	-
72	'72-8-85	6	3020	75	183.35	181.97	-	94	152	21.5	51	21.5	-
80	'80-8-85	6	3020	75	203.72	202.35	-	94	172	21.5	51	21.5	-
90	'90-8-85	6	3020	75	229.18	227.81	-	94	197	21.5	51	21.5	-
112	'112-8-85	7	3020	75	285.21	283.83	-	94	253	21.5	51	21.5	150
144	'144-8-85	7	3525	100	366.69	365.32	-	94	335	14.5	65	14.5	198
168	'168-8-85	8	3525	100	427.81	426.44	-	94	396	14.5	65	14.5	198
192	'192-8-85	8	3525	100	488.92	487.55	-	94	457	14.5	65	14.5	198

HTD Pulley 14M

14mm HTD PULLEYS (40mm WIDE BELT)

No of Teeth	Pulley Designation	Pulley Type	Bush No	Max Bore Metric	Pitch Dia	Outside Dia	A	F	J	K	L	M	N
28	'28-14-40	5F	2012	50	124 78	122 12	141	54	88	0	32	22	-
29	'29-14-40	5F	2012	50	129 23	126 57	141	54	90	0	32	22	-
30	'30-14-40	5F	2012	50	133 69	130 99	141	54	91	0	32	22	-
32	'32-14-40	6F	2012	50	142 60	139 88	156	54	100	11	32	11	-
34	'34-14-40	6F	2517	60	151 51	148 79	156	54	109	4 5	45	4 5	-
36	'36-14-40	5F	2517	60	160 43	157 68	169	54	117	0	45	9	-
38	'38-14-40	5F	2517	60	169 34	166 60	183	54	126	0	45	9	-
40	'40-14-40	5F	2517	60	178 25	175 49	197	54	135	0	45	9	-
44	'44-14-40	5F	3020	75	196 08	193 28	211	54	153	0	51	3	-
48	'48-14-40	5F	3020	75	213 90	211 11	226	54	171	0	51	3	-
56	'56-14-40	7F	3020	75	249 55	246 76	267	54	207	1 5	51	1 5	144
64	'64-14-40	8F	3020	75	285 21	282 41	297	54	242	1 5	51	1 5	159
72	'72-14-40	8	3020	75	320 86	318 06	-	54	278	1 5	51	1 5	159
80	'80-14-40	7	3020	75	356 51	353 71	-	54	314	1 5	51	1 5	159
90	'90-14-40	8	3020	75	401 07	398 28	-	54	362	1 5	51	1 5	159
112	'112-14-40	8	3020	75	499 11	496 32	-	54	460	1 5	51	1 5	159
144	'144-14-40	8	3020	75	641 71	638 92	-	54	600	1 5	51	1 5	159
168	'168-14-40	8	3020	75	748 66	745 87	-	54	706	1 5	51	1 5	159
192	'192-14-49	8	3020	75	855 62	852 82	-	54	812	1 5	51	1 5	159

14mm HTD PULLEYS (55mm WIDE BELT)

No of Teeth	Pulley Designation	Pulley Type	Bush No	Max Bore Metric	Pitch Dia	Outside Dia	A	F	J	K	L	M	N
28	'28-14-55	6F	2012	50	124 78	122 12	141	70	90	19	32	19	-
29	'29-14-55	6F	2012	50	129 23	126 57	141	70	91	19	32	19	-
30	'30-14-55	6F	2517	60	133 69	130 99	141	70	98	12 5	45	12 5	-
32	'32-14-55	6F	2517	60	142 60	139 88	156	70	100	12 5	45	12 5	-
34	'34-14-55	6F	2517	60	151 51	148 79	156	70	109	12 5	45	12 5	-
36	'36-14-55	5F	2517	60	160 43	157 68	169	70	117	0	45	25	-
38	'38-14-55	5F	2517	60	169 34	166 60	183	70	126	0	45	25	-
40	'40-14-55	6F	2517	60	178 25	175 49	197	70	135	12 5	45	12 5	-
44	'44-14-55	6F	3020	75	196 08	193 28	211	70	153	9 5	51	9 5	-
48	'48-14-55	5F	3020	75	213 90	211 11	226	70	171	0	51	19	-
56	'56-14-55	6F	3020	75	249 55	246 76	267	70	207	9 5	51	9 5	-
64	'64-14-55	7F	3020	75	285 21	282 41	297	70	242	9 5	51	9 5	159
72	'72-14-55	8	3020	75	320 86	318 06	-	70	278	9 5	51	9 5	159
80	'80-14-55	8	3020	75	356 51	353 71	-	70	314	9 5	51	9 5	159
90	'90-14-55	8	3020	75	401 07	398 28	-	70	358	9 5	51	9 5	159
112	'112-14-55	8	3020	75	499 11	496 32	-	70	456	9 5	51	9 5	159
144	'144-14-55	8	3020	75	641 71	638 92	-	70	600	9 5	51	9 5	159
168	'168-14-55	8	3020	75	748 66	745 87	-	70	706	9 5	51	9 5	159
192	'192-14-55	8	3020	75	855 62	852 82	-	70	812	9 5	51	9 5	159

14mm HTD PULLEYS (85mm WIDE BELT)

No of Teeth	Pulley Designation	Pulley Type	Bush No	Max Bore Metric	Pitch Dia	Outside Dia	A	F	J	K	L	M	N
28	'28-14-85	6F	2517	60	124 78	122 12	141	102	98	27 5	45	27 5	-
29	'29-14-85	6F	2517	60	129 23	126 57	141	102	98	27 5	45	27 5	-
30	'30-14-85	6F	2517	60	133 69	130 99	141	102	100	27 5	45	27 5	-
32	'32-14-85	6F	2517	60	142 60	139 88	156	102	100	27 5	45	27 5	-
34	'34-14-85	6F	2517	60	151 51	148 79	156	102	109	27 5	45	27 5	-
36	'36-14-85	6F	3020	75	160 43	157 68	169	102	123	25 5	51	25 5	-
38	'38-14-85	6F	3020	75	169 34	166 60	183	102	126	25 5	51	25 5	-
40	'40-14-85	6F	3020	75	178 25	175 49	197	102	135	25 5	51	25 5	-
44	'44-14-85	6F	3020	75	196 08	193 28	211	102	153	25 5	51	25 5	-
48	'48-14-85	5F	3020	75	213 90	211 11	226	102	171	0	51	51	-
56	'56-14-85	6F	3525	100	249 55	246 76	267	102	207	18 5	65	18 5	-
64	'64-14-85	6F	3525	100	285 21	282 41	297	102	242	18 5	65	18 5	-
72	'72-14-85	7	3525	100	320 86	318 06	-	102	278	18 5	65	18 5	178
80	'80-14-85	7	3525	100	356 51	353 71	-	102	314	18 5	65	18 5	178
90	'90-14-85	8	3525	100	401 07	398 28	-	102	358	18 5	65	18 5	178
112	'112-14-85	8	3525	100	499 11	496 32	-	102	456	18 5	65	18 5	178
144	'144-14-85	8	3525	100	641 71	638 92	-	102	600	18 5	65	18 5	206
168	'168-14-85	8	3525	100	748 66	745 87	-	102	706	18 5	65	18 5	206
192	'192-14-85	8	4030	115	855 62	852 82	-	102	812	18	76	13	216

HTD Pulley 14M

14mm HTD PULLEYS (115mm WIDE BELT)

No of Teeth	Pulley Designation	Pulley Type	Bush No.	Max Bore Metric	Pitch Dia	Outside Dia	A	F	J	K	L	M	N
28	'28-14-115	6F	2517	60	124.78	122.12	141	133	98	43	47	43	-
29	'29-14-115	6F	2517	60	129.23	126.57	141	133	98	43	47	43	-
30	'30-14-115	6F	2517	60	133.69	130.99	141	133	100	43	47	43	-
32	'32-14-115	6F	2517	60	142.60	139.88	156	133	100	43	47	43	-
34	'34-14-115	6F	2517	60	151.51	148.79	156	133	109	43	47	43	-
36	'36-14-115	6F	3020	75	160.43	157.68	169	133	123	41	51	41	-
38	'38-14-115	6F	3020	75	169.34	166.60	183	133	126	41	51	41	-
40	'40-14-115	6F	3020	75	178.25	175.49	197	133	135	41	51	41	-
44	'44-14-115	6F	3030	75	196.08	193.28	211	133	153	28	76	28	-
48	'48-14-115	6F	3030	75	213.90	211.11	226	133	171	28	76	28	-
56	'56-14-115	6F	3535	100	249.55	246.76	267	133	207	22	89	22	-
64	'64-14-115	7F	3535	100	285.21	282.41	297	133	242	22	89	22	-
72	'72-14-115	7	3535	100	320.86	318.06	-	133	278	22	89	22	178
80	'80-14-115	7	3535	100	356.51	353.71	-	133	314	22	89	22	178
90	'90-14-115	8	3535	100	401.07	398.28	-	133	358	22	89	22	178
112	'112-14-115	8	3535	100	499.11	496.32	-	133	456	22	89	22	178
144	'144-14-115	8	4040	115	641.71	638.92	-	133	600	16	101	16	216
168	'168-14-115	8	4040	115	748.66	745.87	-	133	706	16	101	16	216
192	'192-14-115	8	4040	115	855.62	852.82	-	133	812	16	101	16	216

14mm HTD PULLEYS (170mm WIDE BELT)

No of Teeth	Pulley Designation	Pulley Type	Bush No.	Max Bore Metric	Pitch Dia	Outside Dia	A	F	J	K	L	M	N
28	'28-14-170	6F		60	124.78	122.12	141	188	98	56	76	56	-
29	'29-14-170	6F		60	129.23	126.57	141	188	98	56	76	56	-
30	'30-14-170	6F		60	133.69	130.99	141	188	100	56	76	56	-
32	'32-14-170	6F		60	142.60	139.88	156	188	100	56	76	56	-
34	'34-14-170	6F		60	151.51	148.79	156	188	109	56	76	56	-
36	'36-14-170	6F		75	160.43	157.68	169	188	123	56	76	56	-
38	'38-14-170	6F	3030	75	169.34	166.60	183	188	126	56	76	56	-
40	'40-14-170	6F	3030	75	178.25	175.49	197	188	135	56	76	56	-
44	'44-14-170	6F	3535	75	196.08	193.28	211	188	153	50	88	50	-
48	'48-14-170	6F	3535	75	213.90	211.11	226	188	171	50	88	50	-
56	'56-14-170	6F	3535	100	249.55	246.76	267	188	207	50	88	50	-
64	'64-14-170	7F	4040	100	285.21	282.41	297	188	242	43	102	43	-
72	'72-14-170	7	4040	100	320.86	318.06	-	188	278	43	102	43	216
80	'80-14-170	7	4040	100	356.51	353.71	-	188	314	43	102	43	216
90	'90-14-170	8	4040	100	401.07	398.28	-	188	358	43	102	43	216
112	'112-14-170	8	5050	100	499.11	496.32	-	188	456	30	128	30	270
144	'144-14-170	8	5050	100	641.71	638.92	-	188	600	30	128	30	270
168	'168-14-170	8	5050	100	748.66	745.87	-	188	706	30	128	30	270
192	'192-14-170	8	5050	115	855.62	852.82	-	188	812	30	128	30	270

Contact Us

Head Office Australia

Address:

TONSON AUSTRALIA

Factory 19, 5 Lyn Parade

Prestons NSW 2170

Australia

Phone:

(02) 9607 4100

Fax:

(02) 9607 4200

Email:

sales@tonson-motor.com.au

Website:

www.tonson-motor.com.au

